

Student Name

Date

Poll Results for Choosing the Best Classroom Pet

1. Would you like to have a classroom pet in our room?

- Yes
- No

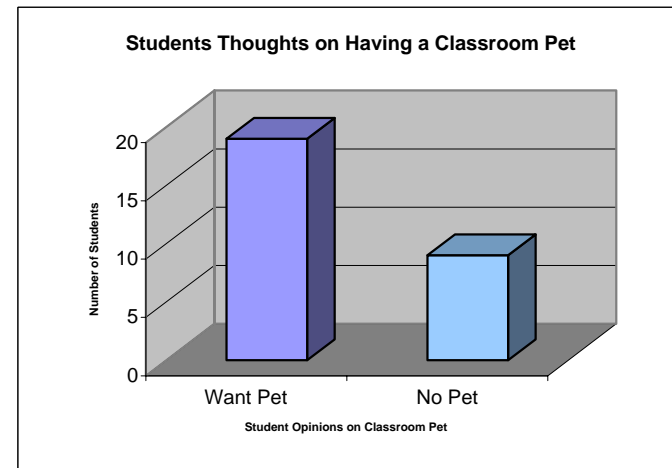
2. Are you allergic to any types of animals?

- Yes
- No

If Yes, which animals? *Cats and birds*

Short Answers

for Chart	Tally	Percent
Want Pet	19	68%
No Pet	9	32%
	<hr/>	<hr/>
	28	100%
Allergic	4	14%
Not Allergic	24	86%
	<hr/>	<hr/>
	28	100%

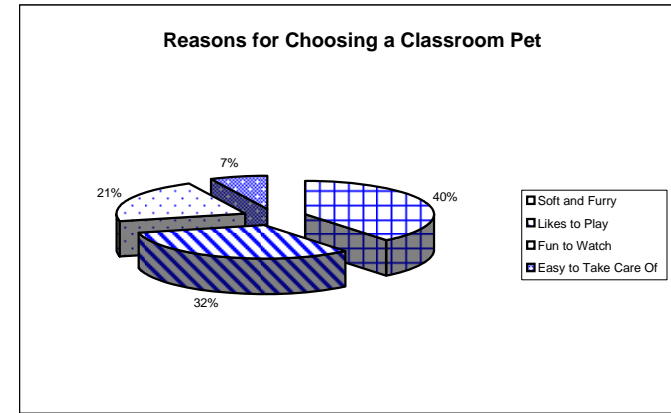


3. How much time can you spend every week in taking care of a classroom pet?

<input type="checkbox"/> Less than one hour per week.	Less than 1 Hour	2	7%
<input type="checkbox"/> One to two hours per week.	One to Two Hours Per Week	7	25%
<input type="checkbox"/> One-half hour every day.	1/2 Hour Every Day	12	43%
<input type="checkbox"/> One hour every day.	One hour Every Day	7	25%
		<hr/>	
		28	100%

4. Is it important to have a pet that is warm and cuddly to hold?

<input type="checkbox"/> Yes	Like Warm and Cuddly	21	75%
<input type="checkbox"/> No	Not Important	7	25%
		<hr/>	
		28	100%



5. How much time do you want to play with the pet each day?

I would prefer to just look at the pet.

I would like to play with the pet once or twice a week.

I would like to play with the pet every day.

Just Look	6	21%
Play 1-2 Times Per Week	12	43%
Play Every Day	10	36%
	<hr/>	
	28	100%

6. What animal characteristics are most important to you for a pet in our class?

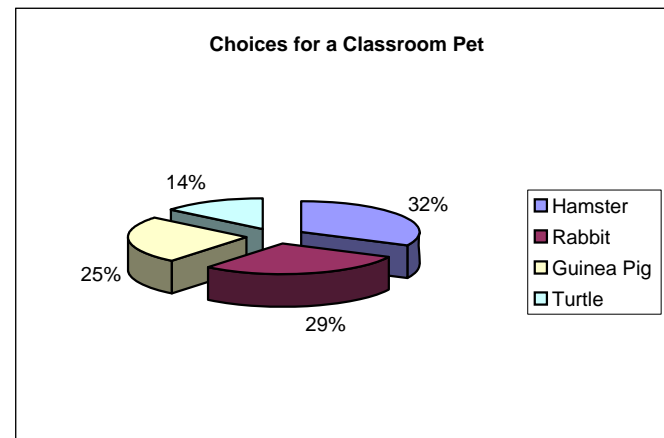
Soft and furry to hold.

Likes to play with boys and girls.

Fun to watch.

Easy to take care of.

Soft and Furry	11	39%
Likes to Play	9	32%
Fun to Watch	6	21%
Easy to Take Care Of	2	7%
	<hr/>	
	28	100%



7. Which would be the best pet for our class?

<input type="checkbox"/> Hamster.	Hamster	9	32%
<input type="checkbox"/> Rabbit.	Rabbit	8	29%
<input type="checkbox"/> Guinea Pig.	Guinea Pig	7	25%
<input type="checkbox"/> Turtle.	Turtle	4	14%
		<hr/>	
		28	100%

Why did you pick that pet? *___A friend has one; read about the pet; easy to care for___*

8. Are you willing to help raise money for a pet?

<input type="checkbox"/> Yes.	Will Help Raise \$	19	68%
<input type="checkbox"/> No.	Will Not	9	32%
		<hr/>	
		28	100%

My Findings

1. About 3/4 of the students in my class want a classroom pet.
2. About 2/3 of the students are willing to take care of a classroom pet daily.
3. The students in my class are closely split between wanting a pet that is soft and furry and one that likes to play with boys and girls.
4. The most popular choice for a pet was a hamster, followed by a rabbit, then a guinea pig, and, last, a turtle.
5. More than 2/3 of the students are willing to help raise money to fund a class pet..

