

Intel® 1200 Mailbox Exchange Server 2007 Storage Solution

Intel® Server Chassis SC5400 and Server Board S5000PSL

Tested with: ESRP – Storage Version 2.1, Windows Server 2003 R2

Tested Date: January 16, 2009

Publish Date: September 7, 2009



Disclaimer

The information contained in this document is provided for informational purposes only and represents the current view of Intel® Corporation ("Intel") and its contributors ("Contributors") on, as of the date of publication. Intel® and the Contributors make no commitment to update the information contained in this document, and Intel® reserves the right to make changes at any time, without notice.

DISCLAIMER. THIS DOCUMENT IS PROVIDED "AS IS." NEITHER INTEL, NOR THE CONTRIBUTORS MAKE ANY REPRESENTATIONS OF ANY KIND WITH RESPECT TO PRODUCTS REFERENCED HEREIN, WHETHER SUCH PRODUCTS ARE THOSE OF INTEL, THE CONTRIBUTORS, OR THIRD PARTIES. INTEL, AND ITS CONTRIBUTORS EXPRESSLY DISCLAIM ANY AND ALL WARRANTIES, IMPLIED OR EXPRESS, INCLUDING WITHOUT LIMITATION, ANY WARRANTIES OF MERCHANTABILITY, FITNESS FOR ANY PARTICULAR PURPOSE, NON-INFRINGEMENT, AND ANY WARRANTY ARISING OUT OF THE INFORMATION CONTAINED HEREIN, INCLUDING WITHOUT LIMITATION, ANY PRODUCTS, SPECIFICATIONS, OR OTHER MATERIALS REFERENCED HEREIN. INTEL AND ITS CONTRIBUTORS DO NOT WARRANT THAT THIS DOCUMENT IS FREE FROM ERRORS, OR THAT ANY PRODUCTS OR OTHER TECHNOLOGY DEVELOPED IN CONFORMANCE WITH THIS DOCUMENT WILL PERFORM IN THE INTENDED MANNER, OR WILL BE FREE FROM INFRINGEMENT OF THIRD PARTY PROPRIETARY RIGHTS, AND INTEL AND ITS CONTRIBUTORS DISCLAIM ALL LIABILITY THEREFOR.

INTEL AND ITS CONTRIBUTORS DO NOT WARRANT THAT ANY PRODUCT REFERENCED HEREIN OR ANY PRODUCT OR TECHNOLOGY DEVELOPED IN RELIANCE UPON THIS DOCUMENT, IN WHOLE OR IN PART, WILL BE SUFFICIENT, ACCURATE, RELIABLE, COMPLETE, FREE FROM DEFECTS OR SAFE FOR ITS INTENDED PURPOSE, AND HEREBY DISCLAIM ALL LIABILITIES THEREFOR. ANY PERSON MAKING, USING OR SELLING SUCH PRODUCT OR TECHNOLOGY DOES SO AT HIS OR HER OWN RISK.

Licenses may be required. Intel, its contributors and others may have patents or pending patent applications, trademarks, copyrights or other intellectual proprietary rights covering subject matter contained or described in this document. No license, express, implied, by estoppel or otherwise, to any intellectual property rights of Intel® or any other party is granted herein. It is your responsibility to seek licenses for such intellectual property rights from Intel® and others where appropriate.


Limited License Grant. Intel® hereby grants you a limited copyright license to copy this document for your use and internal distribution only. You may not distribute this document externally, in whole or in part, to any other person or entity.

LIMITED LIABILITY. IN NO EVENT SHALL INTEL, OR ITS CONTRIBUTORS HAVE ANY LIABILITY TO YOU OR TO ANY OTHER THIRD PARTY, FOR ANY LOST PROFITS, LOST DATA, LOSS OF USE OR COSTS OF PROCUREMENT OF SUBSTITUTE GOODS OR SERVICES, OR FOR ANY DIRECT, INDIRECT, SPECIAL OR CONSEQUENTIAL DAMAGES ARISING OUT OF YOUR USE OF THIS DOCUMENT OR RELIANCE UPON THE INFORMATION CONTAINED HEREIN, UNDER ANY CAUSE OF ACTION OR THEORY OF LIABILITY, AND IRRESPECTIVE OF WHETHER INTEL, OR ANY CONTRIBUTOR HAS ADVANCE NOTICE OF THE POSSIBILITY OF SUCH DAMAGES. THESE LIMITATIONS SHALL APPLY NOTWITHSTANDING THE FAILURE OF THE ESSENTIAL PURPOSE OF ANY LIMITED REMEDY.

Intel, the Intel® logo, and Intel® Xeon® are trademarks or registered trademarks of Intel® Corporation or its subsidiaries in the United States and other countries.


*Other names and brands may be claimed as the property of others.

Copyright © 2009, Intel® Corporation. All Rights Reserved.



Contents

| | |
|---|----|
| Hardware Components..... | 4 |
| Software Components..... | 4 |
| Introduction..... | 5 |
| Solution Description | 5 |
| Targeted Customer Profile..... | 6 |
| Tested Deployment..... | 7 |
| Best Practices | 9 |
| Contact for Additional Information..... | 9 |
| Test Result Summary | 9 |
| Conclusion | 10 |
| Appendix A - Test Results | 11 |
| Microsoft Exchange Server Jetstress 24 Hour Reliability | 11 |
| Microsoft Exchange Server Jetstress..... | 11 |
| Stress Test Result Report..... | 11 |
| Microsoft Exchange Server Jetstress..... | 14 |
| Test Result Report..... | 14 |
| Microsoft Exchange Server Jetstress 2 Hour Performance..... | 16 |
| Microsoft Exchange Server Jetstress..... | 16 |
| Performance Test Result Report | 16 |
| Test Result Report..... | 18 |



Hardware Components


| Quantity | Item | Manufacturer | Model |
|---------------------|----------------------------------|---------------|---|
| One | Intel® Server Board | Intel | S5000PSL. Additional information is available at: http://www.intel.com/products/server/motherboards/s5000psl/s5000psl-overview.htm . |
| One | Intel® Server Chassis | Intel | SC5400. Additional information is available at: http://www.intel.com/products/server/chassis/sc5400/sc5400-overview.htm . |
| One (Select one) | Intel® RAID Controller | Intel | SRCSASJV. Additional information is available at: http://www.intel.com/products/server/raid-controllers/srcsasjv/srcsasjv-overview.htm . |
| | Intel® RAID Controller | Intel | SRCSASRB. Additional information is available at: http://www.intel.com/products/server/raid-controllers/srcsarb/srcsarb-overview.htm . |
| Two | Intel® Xeon® Processors | Intel | Please refer to the Supported Processor List at http://www.intel.com/support/motherboards/server/sb/CS-022346.htm . Processors must support Intel® EM64T. |
| 4 GB minimum | Memory | Any supported | Please refer to the Tested Memory List at http://www.intel.com/support/motherboards/server/s5000psl/sb/CS-022924.htm . |
| One (60 GB minimum) | SAS or SATA 3.5-inch hard drives | Any supported | Please refer to the Server Hard Drive Validation Test Report at http://www.intel.com/support/motherboards/server/sb/CS-025416.htm . |

Table 1 - Intel® Server Board S5000PSL Hardware Configuration

Software Components

| Item | Version | Manufacturer | Comment |
|------|------------------------|--------------|--------------------------|
| 1 | Windows Server 2003 R2 | Microsoft | Any 64-bit edition |
| 1 | Exchange Server 2007 | Microsoft | Available in 64-bit only |

Table 2 - Installation Software BOM



Introduction

This document provides information on Intel's storage solution for Microsoft Exchange Server 2007, based the Microsoft Exchange Solution Reviewed Program (ESRP) – Storage program*.

*The ESRP – Storage program was developed by Microsoft Corporation to provide a common storage testing framework for vendors to provide information on its storage solutions for Microsoft Exchange Server 2007 software. For more details on the Microsoft ESRP – Storage program, please view:

<http://www.microsoft.com/technet/prodtechnol/exchange/2007/esrp.mspx>.

Disclaimer

This document has been produced independently of Microsoft Corporation. Microsoft Corporation expressly disclaims responsibility for, and makes no warranty, express or implied, with respect to, the accuracy of the contents of this document.

The information contained in this document represents the current view of Intel® on the issues discussed as of the date of publication. Due to changing market conditions, it should not be interpreted to be a commitment on the part of Intel, and Intel® cannot guarantee the accuracy of any information presented after the date of publication.


Features

This document describes an Exchange storage solution for 1200 users on the Intel® Server Chassis SC5400 storage system. The tested user profile was 0.30 IOPS per user with a mailbox limit of 250 MB.

Solution Description

The tested solution consists of one Intel® server chassis and server board with an Intel® SRCSASJV RAID controller and 10 500GB SATA-interface desktop-class disk drives installed into the 4-drive and 6-drive cages in the Intel® SC5400 system chassis. This configuration includes 5TB of raw capacity. The Intel® SRCSASJV controller supports SAS and SATA interfaces to disk drives, and can support a mixture of SAS and SATA interface disk drives.

The ESRP-Storage program focuses on storage solution testing to address performance and reliability issues with storage design. However, storage is not the only factor to take into consideration when designing a scale up Exchange solution. Other factors which affect the server scalability are: server processor utilization, server physical and virtual memory limitations, resource requirements for other applications, directory and network service latencies, network infrastructure limitations, replication and recovery requirements, and client usage profiles. All these factors are beyond the scope for ESRP-Storage. Therefore, the number of mailboxes hosted per server as part of the tested configuration may not necessarily be viable for some customer deployment.



For more information on identifying and addressing performance bottlenecks in an Exchange system, please refer to Microsoft's Troubleshooting Microsoft Exchange Server Performance, available at <http://go.microsoft.com/fwlink/?LinkId=23454>.


Test Server Configuration

| Component | Description |
|--------------------|---|
| Server Chassis | Intel® SC5400 |
| Server Board | Intel® S500PSL |
| CPU | 2 Intel® Xeon® E5320, quad-core, 1.86 GHz (8 total cores) |
| Memory | 4 GB DDR2 ECC |
| NIC | Dual Intel® Gigabit Ethernet (Intel® 82563EB) |
| RAID Controller | Intel® SRCSASJV |
| Internal Boot Disk | Qty. 1 - Seagate 320GB |
| Disk Array Disks | Qty. 10 - Seagate Barracuda 7200.11, ST3500320AS, 500GB, 7200 RPM |

Targeted Customer Profile

This solution is intended for small and medium-sized organization hosting up to 1200 mailboxes. The configuration used for testing is:

- Number of mailboxes: 1200
- Number of hosts: 1
- User I/O profile: 0.3 I/O per second (IOPS)
- 3 Storage Groups, 3 Databases
- Mailbox size: 250 MB



Tested Deployment

The following tables summarize the testing environment:

| Description | Data |
|---|-----------|
| Number of Exchange mailboxes simulated | 1200 |
| Number of hosts | 1 |
| Number of storage groups / host | 3 |
| Number of mailbox stores / storage group | 1 |
| Number of mailboxes / mailbox store | 400 |
| Number of mailbox store LUNs / storage group | 1 |
| Simulated profile: I/O's per second per mailbox | 0.30 IOPS |
| Database LUN size | 1860 GB |
| Log LUN size | 465 GB |
| Backup LUN size / storage group | N/A |
| Total database size for performance testing | 293.1 GB |
| % storage capacity used by Exchange database | 15% |

Primary Storage Hardware

| Component | Description |
|---|---|
| Storage Connectivity (Fibre Channel, SAS, SATA, iSCSI) | SAS/SATA |
| Storage model and OS firmware | |
| Storage cache | 512 MB |
| Number of storage controllers | 1 |
| Number of storage ports | 2 |
| Maximum bandwidth of storage | 6 Gb/sec (2 x 3 Gb SAS ports) |
| Adapter model and firmware | Intel® SRCSASJV |
| Number of adapters / host | 1 |
| Host server type | Intel® S5000PSL, 2 Intel® Xeon® E5320 quad-core (1.86 GHz), 8 total cores |
| Total number of disks tested in solution | 10 |
| Maximum number of spindles can be hosted in the storage | 10 |



Primary Storage Software

| Component | Description |
|-------------------------------------|--|
| HBA driver | Intel SRCASJV |
| HBA Queue Target Setting | N/A |
| HBA Queue Depth Setting | N/A |
| Multi-Pathing | N/A |
| Host OS | MS Windows Server 2003 R2 Enterprise x64 Edition w/ Service Pack 1 |
| ESE.dll file version | 08.00.0685.024 |
| Replication solution name / version | N/A |

Primary Storage Disk Configuration (Mailbox Store Disks)

| Component | Description |
|---|--|
| Disk type, speed and firmware revision | Seagate SATA, 7200 RPM, SD15 (ST3500329AS) |
| Raw capacity per disk (GB) | 465.8 |
| Number of physical disks in test | 8 |
| Total raw storage capacity (GB) | 3726.4 |
| Number of slices per LUN or number of disks per LUN | 2 |
| RAID level | RAID 10 |
| Total formatted capacity | 1860 |

Primary Storage Disk Configuration (Transactional Log Disks)

| Component | Description |
|---|--|
| Disk type, speed and firmware revision | Seagate SATA, 7200 RPM, SD15 (ST3500329AS) |
| Raw capacity per disk (GB) | 465.8 |
| Number of physical disks in test | 2 |
| Total raw storage capacity (GB) | 931.6 |
| Number of slices per LUN or number of disks per LUN | 2 |
| RAID level | RAID 1 |
| Total formatted capacity | 464.7 |



Best Practices

Exchange Server is a disk-intensive application. Based on the testing runs using the ESRP framework, we recommend the following Microsoft best practices for storage system design for Exchange Server 2007, available at: <http://technet.microsoft.com/en-us/library/bb124518.aspx>.

Contact for Additional Information

Consult the *Certified Intel RAID Configurations for Microsoft Exchange Servers* document available at: <http://www.intelraid.com/tech.php>.

Test Result Summary

This section provides a high level summary of the test data from ESRP and the link to the detailed html reports which are generated by ESRP testing framework. Please click on the underlined headings below to view the html report for each test.

Reliability

A number of tests in the framework are to check Reliability tests runs for 24 hours. The goal is to verify the storage can handle high I/O load for a long period of time. Both log and database files will be analyzed for integrity after the stress test to ensure no database/log corruption.

The following list provides an overview: (click on the underlined word will show the html report after the reliability tests run)

- No errors reported in the saved eventlog file.
- No errors reported in during the database and log checksum process.

Primary Storage Performance Results

The Primary Storage performance testing is designed to exercise the storage with maximum sustainable Exchange type of I/O for 2 hours. The test is to show how long it takes for the storage to respond to an I/O under load. The data below is the sum of all of the logical disk I/O's and average of all the logical disks I/O latency in the 2 hours test duration. Each server is listed separately and the aggregate numbers across all servers is listed as well.

Individual Server Metrics:

The sum of I/O's across Storage Groups and the average latency across all Storage Groups on a per server basis.




| I/O Component | Metric |
|--|---------------|
| Database I/O | |
| Average Database Disk Transfers/sec | 65.398 |
| Average Database Disk Reads/sec | 91.740 |
| Average Database Disk Writes/sec | 62.010 |
| Average Database Disk Read Latency (ms) | 0.018 |
| Average Database Disk Write Latency (ms) | 0.023 |
| Transaction Log I/O | |
| Average Log Disk Writes/sec | 39.624 |
| Average Log Disk Write Latency (ms) | 0.001 |

Conclusion

This document is developed by storage solution providers, and reviewed by Microsoft Exchange Product team. The test results/data presented in this document is based on the tests introduced in the ESRP test framework. Customer should not quote the data directly for his/her pre-deployment verification. It is still necessary to go through the exercises to validate the storage design for a specific customer environment.

ESRP program is not designed to be a benchmarking program; tests are not designed to getting the maximum throughput for a giving solution. Rather, it is focused on producing recommendations from vendors for Exchange application. So the data presented in this document should not be used for direct comparisons among the solutions.



Appendix A - Test Results

Microsoft Exchange Server Jetstress 24 Hour Reliability

Microsoft Exchange Server **Jetstress**

Stress Test Result Report

Test Summary

| | |
|----------------------------|--|
| Overall Test Result | Pass |
| Machine Name | DMRTK-SRVR-I2 |
| Test Description | Intel SRCSASJV 10-SATA drives, mailboxes=1200, size=250, IOPS=0.3, threads=04, DB=RAID10(4+4), Log=RAID1(1+1) SG=3 |
| Test Start Time | 1/15/2009 10:11:12 AM |
| Test End Time | 1/16/2009 10:24:02 AM |
| Jetstress Version | 08.02.0060.000 |
| Ese Version | 08.00.0685.024 |
| Operating System | Microsoft Windows Server 2003 R2 Service Pack 2 (5.2.3790.131072) |
| Performance Log | C:\Data\Jetstress\Stress_2009_1_15_10_11_20.blg C:\Data\Jetstress\DBChecksum_2009_1_16_10_24_2.blg |

Database Sizing and Throughput

| | |
|--------------------------------|--------------|
| Achieved I/O per Second | 392.385 |
| Target I/O per Second | 360 |
| Initial database size | 318744346624 |
| Final database size | 357923733504 |
| Database files (count) | 3 |

Jetstress System Parameters

| | |
|-------------------------------|-----------------------|
| Thread count | 4 (per-storage group) |
| Log buffers | 9000 |
| Minimum database cache | 96.0 MB |
| Maximum database cache | 768.0 MB |
| Insert operations | 25% |
| Delete operations | 10% |



Replace operations 50%
Read operations 15%
Lazy commits 80%

Disk Subsystem Performance


| LogicalDisk | Avg. Disk sec/Read | Avg. Disk sec/Write | Disk Reads/sec | Disk Writes/sec | Avg. Disk Bytes/Write |
|---------------|--------------------|---------------------|----------------|-----------------|-----------------------|
| Database (M:) | 0.018 | 0.018 | 68.865 | 62.008 | (n/a) |
| Database (N:) | 0.019 | 0.023 | 68.403 | 61.687 | (n/a) |
| Database (O:) | 0.020 | 0.032 | 69.086 | 62.336 | (n/a) |
| Log (Q:) | 0.000 | 0.001 | 0.000 | 39.419 | 10556.035 |
| Log (R:) | 0.000 | 0.001 | 0.000 | 39.584 | 10502.737 |
| Log (S:) | 0.000 | 0.001 | 0.000 | 39.868 | 10539.265 |

Host System Performance


| Counter | Average | Minimum | Maximum |
|---------------------------------|--------------|--------------|--------------|
| % Processor Time | 0.526 | 0.208 | 2.369 |
| Available MBytes | 2593.725 | 2577.000 | 2674.000 |
| Free System Page Table Entries | 4170561.000 | 4170561.000 | 4170561.000 |
| Transition Pages RePurposed/sec | 0.000 | 0.000 | 0.000 |
| Pool Nonpaged Bytes | 36048624.356 | 36040704.000 | 36106240.000 |
| Pool Paged Bytes | 45769216.000 | 44740608.000 | 46850048.000 |
| Database Page Fault Stalls/sec | 0.000 | 0.000 | 0.000 |

Test Log

1/15/2009 10:11:12 AM -- Jetstress testing begins ...
1/15/2009 10:11:12 AM -- Prepare testing begins ...
1/15/2009 10:11:16 AM -- Attaching databases ...
1/15/2009 10:11:16 AM -- Prepare testing ends.
1/15/2009 10:11:16 AM -- Dispatching transactions begins ...
1/15/2009 10:11:16 AM -- Database cache settings: (minimum: 96.0 MB, maximum: 768.0 MB)
1/15/2009 10:11:16 AM -- Database flush thresholds: (start: 7.7 MB, stop: 15.4 MB)
1/15/2009 10:11:20 AM -- Database read latency thresholds: (average: 0.02 seconds/read, maximum: 0.1 seconds/read).
1/15/2009 10:11:20 AM -- Log write latency thresholds: (average: 0.01 seconds/write, maximum: 0.1 seconds/write).
1/15/2009 10:11:21 AM -- Operation mix: Sessions 4, Inserts 25%, Deletes 10%, Replaces 50%, Reads 15%, Lazy Commits 80%.



1/15/2009 10:11:21 AM -- Performance logging begins (interval: 15000 ms).
1/15/2009 10:11:21 AM -- Attaining prerequisites:
1/15/2009 10:23:27 AM -- \Database(JetstressWin)\Database Cache Size, Last: 724992000.0
(lower bound: 724775700.0, upper bound: none)
1/16/2009 10:23:29 AM -- Performance logging ends.
1/16/2009 10:23:29 AM -- JetInterop batch transaction stats: 315496, 314965, and 316146.
1/16/2009 10:23:30 AM -- Dispatching transactions ends.
1/16/2009 10:23:30 AM -- Shutting down databases ...
1/16/2009 10:24:02 AM -- Instance2628.1 (complete), Instance2628.2 (complete), and
Instance2628.3 (complete)
1/16/2009 10:24:02 AM -- Performance logging begins (interval: 15000 ms).
1/16/2009 10:24:02 AM -- Verifying database checksums ...
1/16/2009 10:51:09 AM -- M: (100% processed), N: (100% processed), and O: (100%
processed)
1/16/2009 10:51:10 AM -- Performance logging ends.
1/16/2009 10:51:10 AM -- C:\Data\Jetstress\DBChecksum_2009_1_16_10_24_2.blg has 108
samples.
1/16/2009 10:51:14 AM -- C:\Data\Jetstress\DBChecksum_2009_1_16_10_24_2.html is saved.
1/16/2009 10:51:14 AM -- Verifying log checksums ...
1/16/2009 10:51:18 AM -- Q:\ (22 logs passed), R:\ (21 logs passed), and S:\ (22 logs passed)
1/16/2009 10:51:18 AM -- C:\Data\Jetstress\Stress_2009_1_15_10_11_20.blg has 5808
samples.
1/16/2009 10:51:18 AM -- Creating test report ...
1/16/2009 10:52:28 AM -- Volume M: has 0.0176 for Avg. Disk sec/Read.
1/16/2009 10:52:28 AM -- Volume N: has 0.0188 for Avg. Disk sec/Read.
1/16/2009 10:52:28 AM -- Volume O: has 0.0198 for Avg. Disk sec/Read.
1/16/2009 10:52:28 AM -- Volume Q: has 0.0011 for Avg. Disk sec/Write.
1/16/2009 10:52:28 AM -- Volume Q: has 0.0000 for Avg. Disk sec/Read.
1/16/2009 10:52:28 AM -- Volume R: has 0.0011 for Avg. Disk sec/Write.
1/16/2009 10:52:28 AM -- Volume R: has 0.0000 for Avg. Disk sec/Read.
1/16/2009 10:52:28 AM -- Volume S: has 0.0011 for Avg. Disk sec/Write.
1/16/2009 10:52:28 AM -- Volume S: has 0.0000 for Avg. Disk sec/Read.
1/16/2009 10:52:28 AM -- Test has 0 Maximum Database Page Fault Stalls/sec.
1/16/2009 10:52:28 AM -- Test has 0 Database Page Fault Stalls/sec samples higher than 0.
1/16/2009 10:52:28 AM -- C:\Data\Jetstress\Stress_2009_1_15_10_11_20.xml has 5759
samples queried.



Microsoft Exchange Server Jetstress

Test Result Report

Checksum Statistics - All

| Database | Seen pages | Bad pages | Correctable pages | Wrong page no pages | File length / seconds taken |
|-------------------|------------|-----------|-------------------|---------------------|------------------------------|
| M:\Jetstress1.edb | 14557042 | 0 | 0 | 0 | 113726 MBytes / 1122 seconds |
| N:\Jetstress1.edb | 14562418 | 0 | 0 | 0 | 113768 MBytes / 1587 seconds |
| O:\Jetstress1.edb | 14572402 | 0 | 0 | 0 | 113846 MBytes / 1626 seconds |
| (Sum) | 43691862 | 0 | 0 | 0 | 341342 MBytes / 1626 seconds |

Disk Subsystem Performance (of checksum)


| LogicalDisk | Avg. Disk sec/Read | Avg. Disk sec/Write | Disk Reads/sec | Disk Writes/sec |
|-------------|--------------------|---------------------|----------------|-----------------|
| M: | 0.041 | 0.002 | 1624.088 | 0.009 |
| N: | 0.052 | 0.001 | 1145.545 | 0.008 |
| O: | 0.048 | 0.001 | 1115.104 | 0.006 |

Memory System Performance (of checksum)

| Counter | Average | Minimum | Maximum |
|---------------------------------|--------------|--------------|--------------|
| % Processor Time | 3.996 | 3.333 | 4.557 |
| Available MBytes | 3385.065 | 3375.000 | 3398.000 |
| Free System Page Table Entries | 4170561.000 | 4170561.000 | 4170561.000 |
| Transition Pages RePurposed/sec | 0.000 | 0.000 | 0.000 |
| Pool Nonpaged Bytes | 36563702.519 | 36548608.000 | 36581376.000 |
| Pool Paged Bytes | 46537728.000 | 46280704.000 | 47353856.000 |

Test Log

1/15/2009 10:11:12 AM -- Jetstress testing begins ...
1/15/2009 10:11:12 AM -- Prepare testing begins ...
1/15/2009 10:11:16 AM -- Attaching databases ...
1/15/2009 10:11:16 AM -- Prepare testing ends.
1/15/2009 10:11:16 AM -- Dispatching transactions begins ...
1/15/2009 10:11:16 AM -- Database cache settings: (minimum: 96.0 MB, maximum: 768.0 MB)
1/15/2009 10:11:16 AM -- Database flush thresholds: (start: 7.7 MB, stop: 15.4 MB)
1/15/2009 10:11:20 AM -- Database read latency thresholds: (average: 0.02 seconds/read, maximum: 0.1 seconds/read).



1/15/2009 10:11:20 AM -- Log write latency thresholds: (average: 0.01 seconds/write, maximum: 0.1 seconds/write).

1/15/2009 10:11:21 AM -- Operation mix: Sessions 4, Inserts 25%, Deletes 10%, Replaces 50%, Reads 15%, Lazy Commits 80%.

1/15/2009 10:11:21 AM -- Performance logging begins (interval: 15000 ms).

1/15/2009 10:11:21 AM -- Attaining prerequisites:

1/15/2009 10:23:27 AM -- \Database (JetstressWin)\Database Cache Size, Last: 724992000.0 (lower bound: 724775700.0, upper bound: none)

1/16/2009 10:23:29 AM -- Performance logging ends.

1/16/2009 10:23:29 AM -- JetInterop batch transaction stats: 315496, 314965, and 316146.

1/16/2009 10:23:30 AM -- Dispatching transactions ends.

1/16/2009 10:23:30 AM -- Shutting down databases ...

1/16/2009 10:24:02 AM -- Instance2628.1 (complete), Instance2628.2 (complete), and Instance2628.3 (complete)


1/16/2009 10:24:02 AM -- Performance logging begins (interval: 15000 ms).

1/16/2009 10:24:02 AM -- Verifying database checksums ...

1/16/2009 10:51:09 AM -- M: (100% processed), N: (100% processed), and O: (100% processed)

1/16/2009 10:51:10 AM -- Performance logging ends.

1/16/2009 10:51:10 AM -- C:\Data\Jetstress\DBChecksum_2009_1_16_10_24_2.blg has 108 samples.



Microsoft Exchange Server **Jetstress 2 Hour** **Performance**

Microsoft Exchange Server **Jetstress**

Performance Test Result Report

Test Summary

Overall Test Result **Pass**

Machine Name DMRTK-SRVR-12

Test Description Intel SRCASJV 10-SATA drives, mailboxes=1200, size=250, IOPS=0.3, threads=04, DB=RAID10(4+4), Log=RAID1(1+1) SG=3

Test Start Time 1/14/2009 6:53:17 PM

Test End Time 1/14/2009 10:34:45 PM

Jetstress Version 08.02.0060.000

Ese Version 08.00.0685.024

Operating System Microsoft Windows Server 2003 R2 Service Pack 2 (5.2.3790.131072)

Performance Log C:\Data\Jetstress\Performance_2009_1_14_20_21_51.blg
C:\Data\Jetstress\DBChecksum_2009_1_14_22_34_45.blg

Database Sizing and Throughput

Achieved I/O per Second 405.509

Target I/O per Second 360

Initial database size 314581499904

Final database size 318744346624

Database files (count) 3

Jetstress System Parameters

Thread count 4 (per-storage group)

Log buffers 9000

Minimum database cache 96.0 MB


Maximum database cache 768.0 MB

Insert operations 25%

Delete operations 10%

Replace operations 50%

Read operations 15%



Lazy commits 80%

Disk Subsystem Performance

| LogicalDisk | Avg. Disk sec/Read | Avg. Disk sec/Write | Disk Reads/sec | Disk Writes/sec | Avg. Disk Bytes/Write |
|---------------|--------------------|---------------------|----------------|-----------------|-----------------------|
| Database (M:) | 0.018 | 0.018 | 68.175 | 66.564 | (n/a) |
| Database (N:) | 0.019 | 0.023 | 68.278 | 65.879 | (n/a) |
| Database (O:) | 0.020 | 0.032 | 69.341 | 67.272 | (n/a) |
| Log (Q:) | 0.000 | 0.001 | 0.000 | 43.258 | 10721.727 |
| Log (R:) | 0.000 | 0.001 | 0.000 | 43.651 | 10586.036 |
| Log (S:) | 0.000 | 0.001 | 0.000 | 43.727 | 10775.536 |

Host System Performance

| Counter | Average | Minimum | Maximum |
|---------------------------------|--------------|--------------|--------------|
| % Processor Time | 0.554 | 0.247 | 1.042 |
| Available MBytes | 2589.385 | 2486.000 | 2606.000 |
| Free System Page Table Entries | 4170771.000 | 4170771.000 | 4170771.000 |
| Transition Pages RePurposed/sec | 0.000 | 0.000 | 0.000 |
| Pool Nonpaged Bytes | 35776682.667 | 35770368.000 | 35794944.000 |
| Pool Paged Bytes | 44884659.200 | 44765184.000 | 44916736.000 |
| Database Page Fault Stalls/sec | 0.000 | 0.000 | 0.000 |

Test Log

```

1/14/2009 6:53:17 PM -- Jetstress testing begins ...
1/14/2009 6:53:17 PM -- Prepare testing begins ...
1/14/2009 6:53:17 PM -- Creating M:\Jetstress1.edb.
1/14/2009 6:53:17 PM -- Database cache settings: (minimum: 32.0 MB, maximum: 256.0 MB)
1/14/2009 6:53:17 PM -- Database flush thresholds: (start: 2.6 MB, stop: 5.1 MB)
1/14/2009 7:18:10 PM -- 60.0% of 97.7 GB complete (3570604 records inserted).
1/14/2009 7:37:28 PM -- 100.0% of 97.7 GB complete (5985906 records inserted).
1/14/2009 7:37:30 PM -- Duplicating 2 databases:
1/14/2009 8:21:43 PM -- 100.0% of 195.3 GB complete (195.3 GB duplicated).
1/14/2009 8:21:47 PM -- Attaching databases ...
1/14/2009 8:21:47 PM -- Prepare testing ends.
1/14/2009 8:21:47 PM -- Dispatching transactions begins ...
1/14/2009 8:21:47 PM -- Database cache settings: (minimum: 96.0 MB, maximum: 768.0 MB)
1/14/2009 8:21:47 PM -- Database flush thresholds: (start: 7.7 MB, stop: 15.4 MB)
1/14/2009 8:21:51 PM -- Database read latency thresholds: (average: 0.02 seconds/read,
maximum: 0.05 seconds/read).
1/14/2009 8:21:51 PM -- Log write latency thresholds: (average: 0.01 seconds/write,
maximum: 0.05 seconds/write).
1/14/2009 8:21:52 PM -- Operation mix: Sessions 4, Inserts 25%, Deletes 10%, Replaces 50%,
Reads 15%, Lazy Commits 80%.
1/14/2009 8:21:52 PM -- Performance logging begins (interval: 15000 ms).
1/14/2009 8:21:52 PM -- Attaining prerequisites:
1/14/2009 8:34:08 PM -- \Database(JetstressWin)\Database Cache Size, Last: 725483500.0
(lower bound: 724775700.0, upper bound: none)
1/14/2009 10:34:10 PM -- Performance logging ends.

```



1/14/2009 10:34:10 PM -- JetInterop batch transaction stats: 32086, 32240, and 32333.
 1/14/2009 10:34:10 PM -- Dispatching transactions ends.
 1/14/2009 10:34:10 PM -- Shutting down databases ...
 1/14/2009 10:34:45 PM -- Instance1680.1 (complete), Instance1680.2 (complete), and Instance1680.3 (complete)
 1/14/2009 10:34:45 PM -- Performance logging begins (interval: 15000 ms).
 1/14/2009 10:34:45 PM -- Verifying database checksums ...
 1/14/2009 10:58:51 PM -- M: (100% processed), N: (100% processed), and O: (100% processed)
 1/14/2009 10:58:52 PM -- Performance logging ends.
 1/14/2009 10:58:52 PM -- [C:\Data\Jetstress\DBChecksum_2009_1_14_22_34_45.blg](#) has 96 samples.
 1/14/2009 10:58:57 PM -- [C:\Data\Jetstress\DBChecksum_2009_1_14_22_34_45.html](#) is saved.
 1/14/2009 10:58:57 PM -- Verifying log checksums ...
 1/14/2009 10:59:01 PM -- Q:\ (22 logs passed), R:\ (22 logs passed), and S:\ (22 logs passed)
 1/14/2009 10:59:01 PM -- [C:\Data\Jetstress\Performance_2009_1_14_20_21_51.blg](#) has 529 samples.
 1/14/2009 10:59:01 PM -- Creating test report ...
 1/14/2009 10:59:06 PM -- Volume M: has 0.0175 for Avg. Disk sec/Read.
 1/14/2009 10:59:06 PM -- Volume N: has 0.0186 for Avg. Disk sec/Read.
 1/14/2009 10:59:06 PM -- Volume O: has 0.0198 for Avg. Disk sec/Read.
 1/14/2009 10:59:06 PM -- Volume Q: has 0.0011 for Avg. Disk sec/Write.
 1/14/2009 10:59:06 PM -- Volume Q: has 0.0000 for Avg. Disk sec/Read.
 1/14/2009 10:59:06 PM -- Volume R: has 0.0011 for Avg. Disk sec/Write.
 1/14/2009 10:59:06 PM -- Volume R: has 0.0000 for Avg. Disk sec/Read.
 1/14/2009 10:59:06 PM -- Volume S: has 0.0011 for Avg. Disk sec/Write.
 1/14/2009 10:59:06 PM -- Volume S: has 0.0000 for Avg. Disk sec/Read.
 1/14/2009 10:59:06 PM -- Test has 0 Maximum Database Page Fault Stalls/sec.
 1/14/2009 10:59:06 PM -- Test has 0 Database Page Fault Stalls/sec samples higher than 0.
 1/14/2009 10:59:06 PM -- [C:\Data\Jetstress\Performance_2009_1_14_20_21_51.xml](#) has 479 samples queried.

Test Result Report

Checksum Statistics - All

| Database | Seen pages | Bad pages | Correctable pages | Wrong page no pages | File length / seconds taken |
|-------------------|------------|-----------|-------------------|---------------------|------------------------------|
| M:\Jetstress1.edb | 12969826 | 0 | 0 | 0 | 101326 MBytes / 994 seconds |
| N:\Jetstress1.edb | 12968290 | 0 | 0 | 0 | 101314 MBytes / 1415 seconds |
| O:\Jetstress1.edb | 12971106 | 0 | 0 | 0 | 101336 MBytes / 1445 seconds |
| (Sum) | 38909222 | 0 | 0 | 0 | 303978 MBytes / 1445 seconds |

Disk Subsystem Performance (of checksum)

| LogicalDisk | Avg. Disk sec/Read | Avg. Disk sec/Write | Disk Reads/sec | Disk Writes/sec |
|-------------|--------------------|---------------------|----------------|-----------------|
| M: | 0.041 | 0.001 | 1632.314 | 0.010 |
| N: | 0.052 | 0.001 | 1145.417 | 0.007 |
| O: | 0.049 | 0.000 | 1116.556 | 0.000 |




Memory System Performance (of checksum)

| Counter | Average | Minimum | Maximum |
|---------------------------------|--------------|--------------|--------------|
| % Processor Time | 3.982 | 3.411 | 4.661 |
| Available MBytes | 3398.448 | 3389.000 | 3412.000 |
| Free System Page Table Entries | 4170561.000 | 4170561.000 | 4170561.000 |
| Transition Pages RePurposed/sec | 0.000 | 0.000 | 0.000 |
| Pool Nonpaged Bytes | 36376832.000 | 36360192.000 | 36397056.000 |
| Pool Paged Bytes | 45082794.667 | 44802048.000 | 45871104.000 |

Test Log

1/14/2009 6:53:17 PM -- Jetstress testing begins ...
1/14/2009 6:53:17 PM -- Prepare testing begins ...
1/14/2009 6:53:17 PM -- Creating M:\Jetstress1.edb.
1/14/2009 6:53:17 PM -- Database cache settings: (minimum: 32.0 MB, maximum: 256.0 MB)
1/14/2009 6:53:17 PM -- Database flush thresholds: (start: 2.6 MB, stop: 5.1 MB)
1/14/2009 7:18:10 PM -- 60.0% of 97.7 GB complete (3570604 records inserted).
1/14/2009 7:37:28 PM -- 100.0% of 97.7 GB complete (5985906 records inserted).
1/14/2009 7:37:30 PM -- Duplicating 2 databases:
1/14/2009 8:21:43 PM -- 100.0% of 195.3 GB complete (195.3 GB duplicated).
1/14/2009 8:21:47 PM -- Attaching databases ...
1/14/2009 8:21:47 PM -- Prepare testing ends.
1/14/2009 8:21:47 PM -- Dispatching transactions begins ...
1/14/2009 8:21:47 PM -- Database cache settings: (minimum: 96.0 MB, maximum: 768.0 MB)
1/14/2009 8:21:47 PM -- Database flush thresholds: (start: 7.7 MB, stop: 15.4 MB)
1/14/2009 8:21:51 PM -- Database read latency thresholds: (average: 0.02 seconds/read, maximum: 0.05 seconds/read).
1/14/2009 8:21:51 PM -- Log write latency thresholds: (average: 0.01 seconds/write, maximum: 0.05 seconds/write).
1/14/2009 8:21:52 PM -- Operation mix: Sessions 4, Inserts 25%, Deletes 10%, Replaces 50%, Reads 15%, Lazy Commits 80%.
1/14/2009 8:21:52 PM -- Performance logging begins (interval: 15000 ms).
1/14/2009 8:21:52 PM -- Attaining prerequisites:
1/14/2009 8:34:08 PM -- \Database(JetstressWin)\Database Cache Size, Last: 725483500.0 (lower bound: 724775700.0, upper bound: none)
1/14/2009 10:34:10 PM -- Performance logging ends.
1/14/2009 10:34:10 PM -- JetInterop batch transaction stats: 32086, 32240, and 32333.
1/14/2009 10:34:10 PM -- Dispatching transactions ends.
1/14/2009 10:34:10 PM -- Shutting down databases ...



1/14/2009 10:34:45 PM -- Instance1680.1 (complete), Instance1680.2 (complete), and Instance1680.3 (complete)

1/14/2009 10:34:45 PM -- Performance logging begins (interval: 15000 ms).

1/14/2009 10:34:45 PM -- Verifying database checksums ...

1/14/2009 10:58:51 PM -- M: (100% processed), N: (100% processed), and O: (100% processed)

1/14/2009 10:58:52 PM -- Performance logging ends.

1/14/2009 10:58:52 PM -- C:\Data\Jetstress\DBChecksum_2009_1_14_22_34_45.blg has 96 samples.