



# Intel® Multi Server Manager V2.0

## Release Notes

---

*Release Date: August 2012*

*Build # 18*



---

## Legal Statements

INFORMATION IN THIS DOCUMENT IS PROVIDED IN CONNECTION WITH INTEL® PRODUCTS FOR THE PURPOSE OF SUPPORTING INTEL DEVELOPED SERVER BOARDS AND SYSTEMS. NO LICENSE, EXPRESS OR IMPLIED, BY ESTOPPEL OR OTHERWISE, TO ANY INTELLECTUAL PROPERTY RIGHTS IS GRANTED BY THIS DOCUMENT. EXCEPT AS PROVIDED IN INTEL'S TERMS AND CONDITIONS OF SALE FOR SUCH PRODUCTS, INTEL ASSUMES NO LIABILITY WHATSOEVER, AND INTEL DISCLAIMS ANY EXPRESS OR IMPLIED WARRANTY, RELATING TO SALE AND/OR USE OF INTEL PRODUCTS INCLUDING LIABILITY OR WARRANTIES RELATING TO FITNESS FOR A PARTICULAR PURPOSE, MERCHANTABILITY, OR INFRINGEMENT OF ANY PATENT, COPYRIGHT OR OTHER INTELLECTUAL PROPERTY RIGHT.

UNLESS OTHERWISE AGREED IN WRITING BY INTEL, THE INTEL PRODUCTS ARE NOT DESIGNED NOR INTENDED FOR ANY APPLICATION IN WHICH THE FAILURE OF THE INTEL PRODUCT COULD CREATE A SITUATION WHERE PERSONAL INJURY OR DEATH MAY OCCUR.

Intel may make changes to specifications and product descriptions at any time, without notice. Designers must not rely on the absence or characteristics of any features or instructions marked "reserved" or "undefined." Intel reserves these for future definition and shall have no responsibility whatsoever for conflicts or incompatibilities arising from future changes to them. The information here is subject to change without notice. Do not finalize a design with this information.

Updated Information/Additional Third Party Code Information available at <http://www.intel.com/support/motherboards/server/sysmgmt/sb/CS-031025.htm>.

The products described in this document may contain design defects or errors known as errata which may cause the product to deviate from published specifications. Current characterized errata are available on request.

Contact your local Intel sales office or your distributor to obtain the latest specifications and before placing your product order.

Intel is a trademark of Intel Corporation in the U.S. and other countries.

Microsoft, Windows, Windows Server, Active Directory, and Vista are trademarks, or registered trademarks of Microsoft Corporation in the United States and/or other countries.

\* Other names and brands may be claimed as the property of others.

Copyright © 2007–2012 Intel Corporation. All rights reserved.



## 1. Package Contents

- Intel® Multi Server Manager v2.0.0.18

## 2. System Requirements:-

It is required that the management server and managed node must be one of the supported server platforms mentioned in **section 4**.

Recommended hardware configuration for management server:

System Requirements to management server					
Number of managed Servers		Minimum CPU Requirement**	Minimum Memory Requirement	Minimum Network Requirement	Minimum Hard Disk free space for MSM Logs
In-Band	Out of Band				
10	0	1 Core	1 GB	Shared NIC	200MB
20	10	2 Cores	2 GB	1 Dedicated NIC	400 MB
20	15	2 Cores	2 GB	1 Dedicated NIC	450MB
30	20	4 Cores	4 GB	1 Dedicated NIC	600MB
40	25	4 Cores	4 GB	1 Dedicated NIC	750MB
50	30	6 Cores	4 GB	2 Dedicated NIC	900MB
60	30	6 Cores	4 GB	2 Dedicated NIC	1GB
70	30	8 Cores	4 GB	2 Dedicated NIC	1.5 GB

**Note:** \*\* Please refer to the *processor specifications* for the number of cores supported.

## 3. Tested Operating Systems

### Management Server (where Intel MSM is installed):-

Microsoft Windows\* Server 2003 SP2 Standard/Enterprise Edition – (x86 & EM64T)

Microsoft Windows\* Server 2003 R2 Standard/Enterprise – (x86 & EM64T)

Microsoft Windows\* Server 2008 Standard/Enterprise/Datacenter (x86/x64)

Microsoft Windows\* Server 2008 R2 Standard/Enterprise/Datacenter

Red Hat\* Linux\* Enterprise 5.7/6.x (x86/x64)

SuSE\* Linux Enterprise Server 10 SP3 (x86/x64)

SuSE\* Linux Enterprise Server 11 SP1 (x86/x64)



**Managed Node (where Intel® MSM Agent or IASC v5.0 is installed):-**

Microsoft Windows\* Server 2003 SP2 Standard/Enterprise Edition – (x86 & EM64T)

Microsoft Windows\* Server 2003 SP2 Standard/Enterprise – (x86 & EM64T)

Microsoft Windows\* Server 2008 Standard/Enterprise/Datacenter (x86/x64)

Microsoft Windows\* Server 2008 R2 Standard/Enterprise/Datacenter

Microsoft Windows\* 7 Ultimate – (x86/x64)

Red Hat\* Linux\* Enterprise 5.7/6.0/6.1 (x86/x64)

SuSE\* Linux ES 10 SP3 (x86/x64)

SuSE\* Linux ES 11 SP1 (x86/x64)

- Supported browser for the current release :
  - Mozilla\* Firefox 3.6+
  - Microsoft Internet Explorer 7.0, 8.0 & 9.0
- Best viewed in screen resolution from **1024 X 768** to **1440 X 900**

**4. Supported Server Platforms**

**Multi-Core Intel® Xeon® Processor E5 Sequence-based Servers**

- Intel® Server Board S1400SP
- Intel® Server Board S1400FP
- Intel® Server Board S2400EP
- Intel® Server Board S2400BB
- Intel® Server Board S2400GP
- Intel® Server Board S2400LP
- Intel® Server Board S2600WP
- Intel® Server Board S2400SC
- Intel® Server Board S2600CO
- Intel® Server Board S2600JF
- Intel® Server Board S2600GL
- Intel® Server Board S2600GZ
- Intel® Server Board W2600CR
- Intel® Server Board S2600IP
- Intel® Server Board S2600CP
- Intel® Server Board S4600LH



---

## Multi-Core Intel® Xeon® Processor 5500 Sequence-based Servers

- Intel® Server Board S5520UR
- Intel® Server Board S5520URT
- Intel® Server Board S5500BC
- Intel® Server Board S5520HC
- Intel® Server Board S5500HCV
- Intel® Server Board S5500HCT
- Intel® Server Board S5500WB
- Intel® Workstation Board S5520SC

## Multi-Core Intel® Xeon® Processor 3000 Sequence-based Servers

- Intel® Server Board S1200BTL/R/M
- Intel® Server Board S3420GP (LC, LX, RX)
- Intel® Server Board SR1640TH

### 5. Supported Languages

- English only

### 6. Features

Refer to the User Guide for detailed features and usage.

### 7. Notes

The following TCP ports are used by Intel® Multi-Server Manager and Agent.

Port #	Description	Firewall Exception Required
7777	Use for discovery and manage Intel® Multi Server Manager Agent and Intel® Active System Console	Yes **
9393	Use for web server hosting	Yes **
4369	Use for socket based IPC on the software backend.	No
9191	Use for lighttpd web service.	No
521	Use for lighttpd web service / PHP CGI.	No

#### Notes:

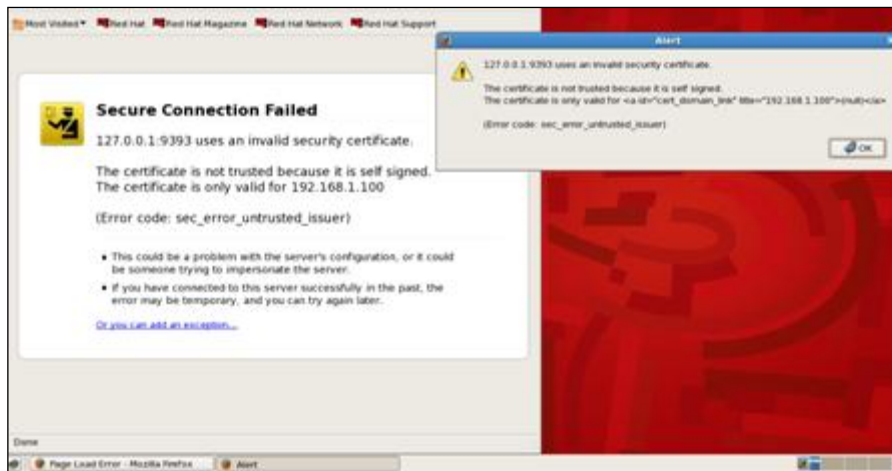
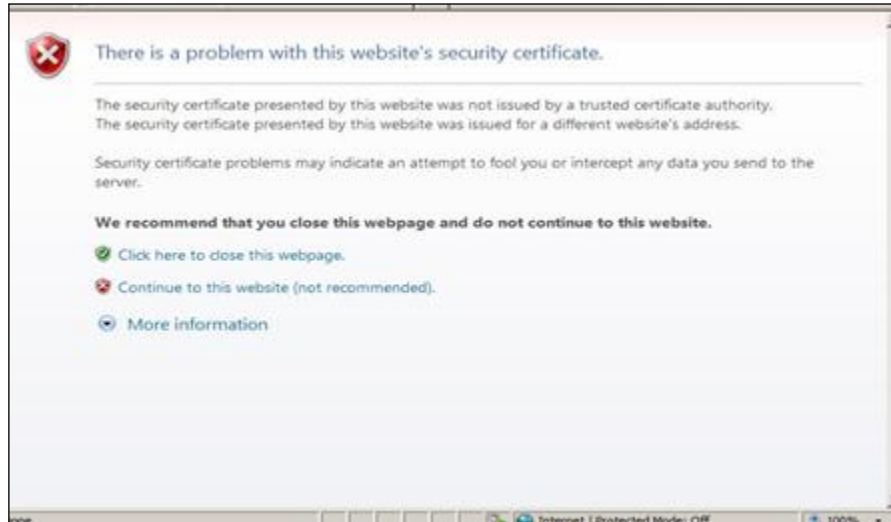
\*\*7777 and 9393 are required to add on the firewall approval list.



## 8. Known Issues:

- This product supports secure transport using SSL/TLS. SSL/TLS uses a self-signed certificate because of which the browsers will show a message of "Untrusted Connection" warning. Accept and add the certificate to the trusted certificate list to proceed.

The following are screens of this warning on Microsoft Windows\* and Linux\* OS:

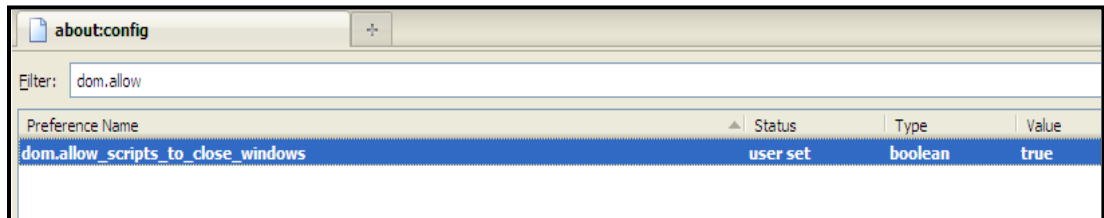


The certificate used in Intel Multi-Server Manager is a self-signed one to reduce the cost of deployment. All modern browsers will detect self-signed certificate and give a warning that the "certificate is invalid" since the authority that signed the certificate is not a publicly acknowledged authority. However, Users can override the warning and accept the certificate. You should do this only if you are sure that the certificate is originated from the application itself (by making sure you first launch the application from a trusted network and add the certificate to the trusted list).



Once a certificate is accepted, the warning goes away as long as you launch the application from the same client.

- License page cannot be closed by clicking "Close" button on some Linux\* systems. To resolve, do the following:
  1. Launch Mozilla Firefox\* and type `about:config` in the URL window.
  2. Search for "`dom.allow_scripts_to_close_windows`", double click it and set it to "true"



3. Disable it after installation.
- While installing Intel® Multi-Server Manager, a user can experience the dependency error for "libxslt.so" in Red Hat\* Linux\* Enterprise 5.x. To resolve dependency error, libxslt.\*.i686.rpm needs to be installed.
  - While installing Intel® Multi-Server Manager in SuSE 10.3 64 bit, an error may be generated "ascpolicy could not load a transcoding service" message. To resolve the error the "glibc-locales-32bit" package has to be installed.
  - When generating Reports using the product in Internet Explorer\*, go to 'Tools' menu->'Internet Options'->'Advanced'->'Security' and uncheck "Do not save encrypted pages to disk". Otherwise generated reports will not be saved in the local disk.
  - Some security settings in Internet Explorer\* 7 or8 may block some data/Popup message. User will have to modify the security settings to enable Intel MSM to function as expected
  - Under Internet Explorer 7 VNC viewer may not work with the current available Java version. Use Internet Explorer 8 and above or Mozilla Firefox\* browser to resolve the issue.
  - Installation in Red Hat\* Enterprise Linux 6.x x64\_86 and above version requires the following minimum version of the packages preinstalled in the system
    - a. libxslt-1.1.26.2-2.el6.i686.rpm
    - b. libstdc++-4.4.4-13.el6.i686.rpm
    - c. compat-libstdc++-33-3.2.3-69-el6.i686.rpm
    - d. ncurses-libs-5.7.3.20090208.el6.i686.rpm
    - e. openssl098e-0.9.8e-17.el6.i686.rpm
    - f. libcurl-7.19.7-16.el6.i686.rpm
    - g. libgpg-error-1.7-3.el6.i686.rpm
    - h. libxml2-2.7.6-1.el6.i686.rpm
    - i. libgcrypt-1.4.5-3.el6.i686.rpm

The button clicks and drop down lists will not work if the scripting is disabled in Internet Explorer 8 and 9. To resolve this, go to Menu -> Tools -> Options -> Security -> Select Internet Zone -> Custom Level -> Scripting should be set to "Enabled".

- Installation on Virtual Environment, Non BMC Server Boards, and Non Supported Platforms are not supported.



- 
- FRU details containing &, \* characters will not be available in Remote Console. Hence, these values will not be shown.
  - MSM Discovery: The start and end IPs can only differ by last octet. (allowing the range to be in a typical class C subnet).
  - MSM treats IPs of the form X.Y.Z.0 to be invalid IPs i.e. the last octet cannot be zero.

### **Platform Specific Intel® Xeon® Processor E5 Sequence-based Servers**

- There is no separate HSC FW for these platforms. BMC FW will have the HSC FW itself unlike the older platforms. So the HSC Version information will not be available.
- SOL BAUD RATE Configuration will not be available for these platforms. Hence, the value will be shown as "NOT\_AVAILABLE".

#### **9. Fixed Issues:**

- RAID Web Console 2 (RWC2, a RAID management Tool) may cause MSM Appcore service abnormal so that MSM cannot be launched on Windows\* OS.
- Changing BMC email alert setting with IASC may cause fan critical and non-critical alert email cannot be sent again.
- The Deasserted events in these platforms will have the wrong severity. The future BMC FW will have the fix for this issue.





## 10. Troubleshooting Instructions

### 10.1. Linux\*

- **Make sure all necessary processes are running**

Run the following command from any terminal

```
ps -ef | grep asc
```

The following minimum output should be shown.

```
[root@localhost Desktop]# ps -ef | grep asc
root      7896      1  0 09:45          00:00:00 /usr/local/asc/bin/lighttpd -f
/etc/lighttpd/lighttpd.conf
root      7897    7896  0 09:45          00:00:00 /usr/local/asc/bin/php-cgi
root     10144      1 33 18:17          00:00:01 /usr/local/asc/bin/ascpolicy
```

```
[root@localhost Desktop]# /etc/init.d/Appcore status
epmd (13366) is running...
platform_handler (25598) is running...
oob_handler (28518 28473 25643 25609 25605 25603 25601 25599 1901 342) is running...
```

Notice the services *lighttpd* and *ascpolicy*. If they are not running do the following:

Run `/usr/local/asc/bin/IASCService.sh` on shell.

### If web-server seems to be non-responsive

Run the following command

```
/etc/init.d/lighttpd restart
```

### 10.2. Microsoft Windows\*

- 1) Make sure that two windows services IASCServiceManager and Appcore are always running.

Run *services.msc* from command line and search for service names. Select it and see if the service is running. If not start it manually or run the batch file "*IASCService.bat*" in the Installed path.

- 2) If the problem persists due to Baseboard Management Controller interface being non-responsive a power cycle may solve the problem.

**Note:** To obtain additional support information, please go to [http://www.intel.com/p/en\\_US/support/highlights/server/sysmgmt](http://www.intel.com/p/en_US/support/highlights/server/sysmgmt)