


Intel[®] Omni-Path Fabric Manager GUI Software

Release Notes for 10.0.1

April 2016



You may not use or facilitate the use of this document in connection with any infringement or other legal analysis concerning Intel products described herein. You agree to grant Intel a non-exclusive, royalty-free license to any patent claim thereafter drafted which includes subject matter disclosed herein.

No license (express or implied, by estoppel or otherwise) to any intellectual property rights is granted by this document.

All information provided here is subject to change without notice. Contact your Intel representative to obtain the latest Intel product specifications and roadmaps.

The products described may contain design defects or errors known as errata which may cause the product to deviate from published specifications. Current characterized errata are available on request.


Copies of documents which have an order number and are referenced in this document, or other Intel literature, may be obtained by calling 1-800-548-4725, or by visiting: <http://www.intel.com/design/literature.htm>

Intel technologies' features and benefits depend on system configuration and may require enabled hardware, software or service activation. Learn more at <http://www.intel.com/> or from the OEM or retailer.

Intel and the Intel logo are trademarks of Intel Corporation in the U.S. and/or other countries.

*Other names and brands may be claimed as the property of others.

Copyright © 2016, Intel Corporation. All rights reserved.




Contents

1.0 Overview of the Release	4
1.1 Introduction.....	4
1.2 Audience	4
1.3 Software License Agreement	4
1.4 If You Need Help	4
1.5 Supported in this Release	4
1.6 Operating Environments Supported.....	5
1.7 Installation Requirements	5
1.8 Product Constraints	5
1.9 Product Limitations	5
1.10 Documentation.....	6
2.0 Issues	7
2.1 Introduction.....	7
2.2 Resolved Issues in this Release	7
2.3 Open Issues	7

Tables

1-1 Operating Environments Supported	5
1-2 Related Documentation for this Release	6
2-1 Resolved Issues.....	7
2-2 Open Issues.....	7

S



1.0 Overview of the Release

1.1 Introduction

These Release Notes provide a brief overview of the changes introduced into the Intel® Omni-Path Fabric Manager GUI by this release. References to more detailed information are provided where necessary. The information contained in this document is intended for supplemental use only; it should be used in conjunction with the documentation provided for each component.

These Release Notes list the new features of the release, open issues, and issues that were resolved during release development.

1.2 Audience

The information provided in this document is intended for installers, software support engineers, and service personnel.

1.3 Software License Agreement

This software is provided under license agreements and may contain third-party software under separate third-party licensing. Please refer to the license files provided with the software for specific details.

1.4 If You Need Help

Technical support for Intel® Omni-Path products is available 24 hours a day, 365 days a year. Please contact Intel Customer Support or visit www.intel.com for additional detail.

1.5 Supported in this Release

This release contains no new features, it is a maintenance release that contains bug fixes and performance improvements.

This section lists the items supported for this release.

- Data is collected from the Fabric Manager's Fabric Executive and local data storage and is shown in the GUI as Failures, Hot spots, or trends.
- Information for the Fabric Manager's Device Groups, Virtual Fabric configuration, and Command Line Interface descriptions can be shown.
- Fabric Manager GUI Online help opens in a separate window. Context-sensitive help is also available.
- The Home page provides the big picture of a fabric, including the Subnet Summary, Subnet Performance, Subnet Statistics, Statistical Summary of Nodes, Statistical Summary of Ports, Subnet Status, Subnet Health Trend, and Worst Nodes.



- The Topology page provides topology information for selected resources, with a selection of Device Set Topology, Device Node topology, Link Topology, and Route Topology.
- The Administration Page allows the user to manage a subnet with Applications Management, Device Groups Management, Virtual Fabrics Management, an Interactive Console, and a Log Viewer.
- Other useful items include an Event Table, a Pin Board, and a Navigation bar.
- New Health Score calculation
- Email notification on events
- Application, Device Group, and Virtual Fabric management on ESM

1.6 Operating Environments Supported

This release of the Intel® Omni-Path Fabric Manager GUI supports all operating systems using JRE 1.7 or higher. The supported operating systems listed in Table 1-1 have been fully tested.

Table 1-1. Operating Environments Supported

Operating System	Update/SP	Kernel Version
Red Hat* Enterprise Linux* (RHEL*) 7.1 X86_64	Update 1	3.10.0-229.el7.x86_64
XLS: Red Hat* Enterprise Linux* (RHEL*) 7.2 X86_64	Update 2	3.10.0-327.el7.x86_64
SUSE* Linux* Enterprise Server (SLES) 12	N/A	3.12.28-4-default
SUSE* Linux* Enterprise Server (SLES) 12.1	Service Pack 1	3.12.49-11.1-default
Microsoft Windows* 8.1 (64-bit)		

1.7 Installation Requirements

The following are special or release-specific installation requirements for this release:

- Oracle* Java* Runtime Environment (JRE) 1.7 or higher.

1.8 Product Constraints

The following is a list of product constraints for this release:

- None

1.9 Product Limitations

The following is a list of product limitations for this release.

- The Applications, DeviceGroups and VirtualFabrics management on the Admin Page only apply on the common section on file opa.fm.xml. To change FM per instance configurations, you must manually edit the file.
- This release does not support proxy setup. To use FM GUI with proxy, you must run FM GUI locally with fabric, and then use remote desktop or a similar technique such as VNC, NX, or Xming to access FM GUI remotely via proxy.



1.10 Documentation


Table 1-2 lists the end user documentation for the current release.

Documents are available at the following URLs:

- Intel® Omni-Path Switches Installation, User, and Reference Guides
<http://www.intel.com/SUPPORT/NETWORK/OMNI-SWTCH100/SB/CS-035856.HTM>
- Intel® Omni-Path Host Fabric Interface Installation, User, and Reference Guides (includes software documents)
<http://www.intel.com/support/network/omni-adptr/sb/CS-035857.htm>
- Drivers and Software (including Release Notes)
<https://downloadcenter.intel.com/>

Table 1-2. Related Documentation for this Release

Document Title
Hardware Documents
<i>Intel® Omni-Path Fabric Switches Hardware Installation Guide</i>
<i>Intel® Omni-Path Fabric Switches GUI User Guide</i>
<i>Intel® Omni-Path Fabric Switches Command Line Interface Reference Guide</i>
<i>Intel® Omni-Path Edge Switch Platform Configuration Reference Guide</i>
<i>Intel® Omni-Path Fabric Managed Switches Release Notes</i>
<i>Intel® Omni-Path Fabric Externally-Managed Switches Release Notes</i>
<i>Intel® Omni-Path Host Fabric Interface Installation Guide</i>
Fabric Software Documents
<i>Intel® Omni-Path Fabric Software Installation Guide</i>
<i>Intel® Omni-Path Fabric Suite Fabric Manager User Guide</i>
<i>Intel® Omni-Path Fabric Suite FastFabric User Guide</i>
<i>Intel® Omni-Path Fabric Host Software User Guide</i>
<i>Intel® Omni-Path Fabric Suite Fabric Manager GUI Online Help</i>
<i>Intel® Omni-Path Fabric Suite Fabric Manager GUI User Guide</i>
<i>Intel® Omni-Path Fabric Suite FastFabric Command Line Interface Reference Guide</i>
<i>Intel® Performance Scaled Messaging 2 (PSM2) Programmer's Guide</i>
<i>Intel® Omni-Path Fabric Performance Tuning User Guide</i>
<i>Intel® Omni-Path Host Fabric Interface Platform Configuration Reference Guide</i>
<i>Intel® Omni-Path Fabric Software Release Notes</i>
<i>Intel® Omni-Path Fabric Manager GUI Release Notes</i>
<i>Intel® Omni-Path Storage Router Design Guide</i>
<i>Building Lustre* Servers with Intel® Omni-Path Architecture Application Note</i>



2.0 Issues

2.1 Introduction

This section provides a list of the resolved and open issues in the Intel® Omni-Path Fabric Manager GUI.

2.2 Resolved Issues in this Release

Table 2-1 lists the issues that are resolved in this release.

Table 2-1. Resolved Issues

ID	Description	Resolved in Release
132387	RESOLVED: FM GUI Fails to Open Due to Database Lock	Intel® Omni-Path Release 10.0.1.
132470	RESOLVED: Email not received when fabric event change is triggered	Intel® Omni-Path Release 10.0.1.
132481	RESOLVED: Cancel button does not work with ESM on the Admin -> Applications Tab.	Intel® Omni-Path Release 10.0.1.
132705	RESOLVED: Typing "fmgui" in a terminal window does not launch previously configured settings	Intel® Omni-Path Release 10.0.1.
132500	RESOLVED: Unable to rename Virtual Fabrics and Device groups Names once saved	Intel® Omni-Path Release 10.0.1.

2.3 Open Issues

Table 2-2 lists the known open issues for this release, including a description and workaround.

Table 2-2. Open Issues

ID/ Status	Product/ Component	Description	Workaround
132571	Fabric Manager GUI Server and Client	Unable to run FM GUI through a SSL proxy	Run FM GUI locally with fabric, and then use remote desktop or similar technique such as VNC, NX, Xming, etc. to access FM GUI remotely via proxy.
133384	Fabric Manager GUI Client	Cannot deploy FM config change after a success deployment	Close and then re-launch FM GUI. Then apply changes and deploy them.
133071	Fabric Manager GUI Client	Topology failed to update correctly after dynamic fabric size change	Close FM GUI and then re-launch it.

§ §